


DOOR PULLS

GENERAL HARDWARE

DOREX 18T-F SERIES

STRAIGHT RECTANGULAR PULLS, MITERED, 1½" x 1"

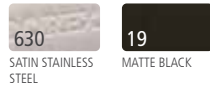


APPLICATIONS

- For wood or metal doors 1¾–2¼" (35–57mm) thick
- For glass doors 5/16–½" (8–13 mm) thick

FEATURES

- 304 Stainless steel
- Available in paired or single pulls
- Single pulls are thru-bolt mounted with round end-caps
- All necessary mounting hardware included
- Packaged in an eco-friendly, fully recyclable, box



SELECTION GUIDE

SERIES	LENGTH†	DIMENSION	TYPE	FINISH	DESCRIPTION
18T	24, 36, 48, 60, 72	F 1-1/2 x 1 (38 x 25.4)	B Back-to-Back S Single	630 Satin Stainless Steel 19 Matte black	Straight Rectangular Pull, 1½ x 1" (38 x 25.4 mm) Mitered, 24" Center-to-Center, Back-to-Back, Satin Stainless Steel

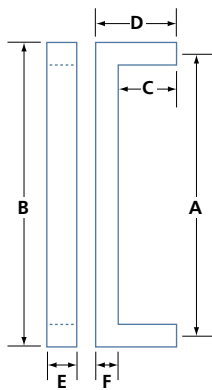
IN (MM), (†) CENTER-TO-CENTER.

NOT ALL COMBINATIONS OF STANDARD LENGTHS, TYPES & FINISHES ARE STOCKED. PLEASE REFER TO PRICE LIST OR CONTACT CANAROPA SALES AND SERVICE FOR DETAILS.



Single pulls are thru-bolt mounted with round end-caps

DIMENSIONS



MODEL	A CENTER-TO-CENTER	B TOTAL LENGTH	C POSTS	D PROJECTION	E GRIP WIDTH	F GRIP HEIGHT
18T24	24 (610)	25 (635)	2½ (67)	3½ (92.4)	1½ (38)	1 (25.4)
18T36	36 (915)	37 (940)	2½ (67)	3½ (92.4)	1½ (38)	1 (25.4)
18T48	48 (1220)	49 (1245)	2½ (67)	3½ (92.4)	1½ (38)	1 (25.4)
18T60	60 (1524)	61 (1549)	2½ (67)	3½ (92.4)	1½ (38)	1 (25.4)
18T72	72 (1829)	73 (1854)	2½ (67)	3½ (92.4)	1½ (38)	1 (25.4)

IN (MM)