



BHMA  
CERTIFIED

G2

UL  
LISTED

3H

ADA

10  
YEAR

FC

NEW  
FL

FS

- Type** • Cylindrical lock
- Certifications**
- Certified ANSI/BHMA A156.2, Series 4000, Grade 2
  - cULus listed, 3hr fire-rating
  - UL 10C Positive Pressure Rating
  - Meets ADA requirements
  - 10 Year limited warranty
- Door Thickness** • 1<sup>3</sup>/<sub>8</sub> – 1<sup>3</sup>/<sub>4</sub>" (35 – 44.5 mm)
- Handing** • Non handed
- Backset**
- 2<sup>3</sup>/<sub>4</sub>" (70 mm)
  - 2<sup>3</sup>/<sub>8</sub>" (60 mm) – available
  - 3<sup>3</sup>/<sub>4</sub>" (95 mm) – available
  - 5" (127 mm) – available
- Spring Latch** • Stainless steel, 1/2" (12.7 mm) throw
- Faceplate** • Mortise type, square corners
- 1<sup>1</sup>/<sub>8</sub> x 2<sup>1</sup>/<sub>4</sub>" (28.5 x 57 mm)
- Strike** • ASA Strike
- Trim**
- Solid, pressure cast lever
  - Brass rose
  - Rose diameter: 3<sup>5</sup>/<sub>16</sub>" (84.5 mm)

- Chassis**
- Concealed mounting plate and screws
  - Removable security posts
  - Lever clutch release – option\*
- (\* For keyed functions, may require special order)

- Preparation**
- Cross bore: 2<sup>1</sup>/<sub>8</sub>" (54 mm)
  - Edge bore: 1" (25.4 mm)

- Cylinder**
- Solid brass, 6-pin
  - Schlage "C" keyway, 2 keys
  - Removable, rekeyable

Other keyways and keying options available, including CX5 high security

<b>Functions</b>	10 Passage	53 Entry*
	15 Exit	60 Store
	17 Dummy, single	70 Classroom
	42 Privacy	80 Storeroom*
	51 Office	82 Institution

(\* Lever clutch release available (-0))

- Lever Styles** C–Curved return, H–Standard return, L–Linear; no return, S–Straight; no return

- Finish** C19–Matte black, C26D–Satin chrome, C3–Polished brass

Other finishes available by special order

F	H	53	C26D	-	O
SERIES	STYLE	FUNCTION	FINISH		OPTION <sup>1</sup>

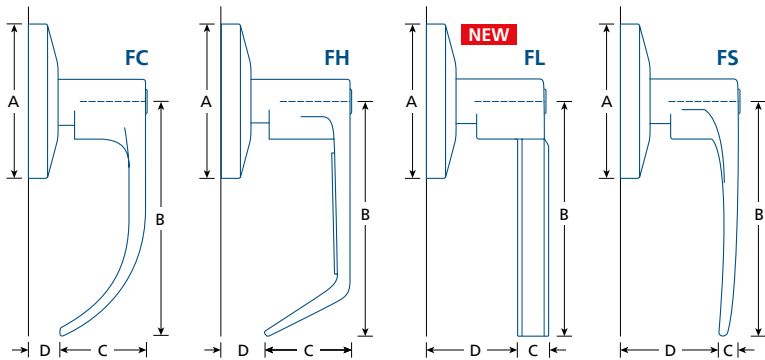
(1) OPTIONS: 238 2-3/8IN (60MM) BACKSET O LEVER CLUTCH RELEASE (53 & 80 ONLY)





## SELECTION GUIDE

SERIES	STYLE	FUNCTION <sup>1</sup>	FINISH <sup>1</sup>	/ CASE
F	C, H, L, S	10 Passage	C26D, C3, C19 <sup>2</sup>	12
F	C, H, S	15 Exit	C26D	12
F	C, H, L, S	17 Dummy, single	C26D, C3, C19 <sup>2</sup>	40
F	C, H, L, S	42 Privacy	C26D, C3, C19 <sup>2</sup>	12
F	C, H, S	51 Office ↔	C26D	12
F	C, H, L, S	53 Entry ↔	C26D, C3, C19 <sup>2</sup>	12
F	C, H	53-O Entry, with clutch release ↔	C26D	12
F	C, H, S	60 Store ↔	C26D	12
F	C, H, L, S	70 Classroom ↔	C26D, C3, C19 <sup>2</sup>	12
F	C, H, L, S	80 Storeroom ↔	C26D, C3, C19 <sup>2</sup>	12
F	C, H	80-O Storeroom, with clutch release ↔	C26D	12
F	C, H, S	82 Institution / utility ↔	C26D	12

(1) OTHER FINISHES AND FUNCTIONS AVAILABLE, MINIMUM ORDER QUANTITIES AND/OR ADDITIONAL DELIVERY TIMES MAY BE REQUIRED.

↔ KEYED FUNCTION; FULL KEYING SERVICES AVAILABLE. (1) NOTE: IN-STOCK FS LEVERS ARE ONLY AVAILABLE IN C26D. (2) FH, FL ONLY.



	A	B	C	D*
<b>FC</b> 	3 5/16 (84.5)	4 1/2 (114)	1 7/8 (48)	1/4 (6.4)
<b>FH</b> 	3 5/16 (84.5)	4 1/2 (114)	1 7/8 (48)	7/16 (10.9)
<b>FL</b> 	3 5/16 (84.5)	4 11/16 (119)	3/4 (19)	1 27/32 (46.8)
<b>FS</b> 	3 5/16 (84.5)	4 11/16 (119)	9/16 (14)	1 27/32 (46.8)

IN (MM) (\*) DIMENSION MAY VARY DUE TO DOOR THICKNESS.

## PARTS & ACCESSORIES



### 9106

T-Strike, square corners:  
1 1/8 x 2 3/4" (28.5 x 70 mm)

### 9106NH

T-Strike, no hole; square corners:  
1 1/8 x 2 3/4" (28.5 x 70 mm)



### ASA-T

ASA strike with adjustable tab

### ASANH

ASA strike, no hole



### TL013

Backset extension to 3 3/4" (95 mm);  
Use with 2 3/8" (60 mm) backset latch

### TL014

Backset extension to 5" (127 mm);  
Use with 2 3/4" (70 mm) backset latch



### FH001

Passage latch: 2 3/8" (60 mm) backset,  
1 1/8 x 2 1/4" (28.5 x 57 mm) faceplate

### FH003

Passage latch: 2 3/4" (70 mm) backset,  
1 1/8 x 2 1/4" (28.5 x 57 mm) faceplate

### FH010

Privacy latch: 2 3/8" (60 mm) backset,  
1 1/8 x 2 1/4" (28.5 x 57 mm) faceplate

### FH002

Privacy latch: 2 3/4" (70 mm) backset,  
1 1/8 x 2 1/4" (28.5 x 57 mm) faceplate



### FH005

Deadlatch: 2 3/8" (60 mm) backset,  
1 1/8 x 2 1/4" (28.5 x 57 mm) faceplate

### FH004

Deadlatch: 2 3/4" (70 mm) backset,  
1 1/8 x 2 1/4" (28.5 x 57 mm) faceplate

