

# DOREX<sup>®</sup>

## Signature





## Levers

- Classic, modern lever styles that can fit into any decor
- Non-handed and handed lever styles
- Privacy function with auto-release
- Keyed entry function available
- Can be keyed to insert into any key system



- Conforms to ANSI/BHMA Grade 3
- 20 Minute fire-rating when installed with optional listed fire can\*
- 25 year mechanical warranty
- 5 year limited finish warranty

- Non-handed or handed, zinc die-cast lever
- For doors 1 $\frac{3}{8}$ –1 $\frac{3}{4}$ " (35–44.5 mm) thick
- Fits standard 2 $\frac{1}{8}$ " (54 mm) door preparation with 1" (25.4 mm) edge bore
- Stainless steel tubular spring latch with adjustable 2 $\frac{3}{8}$ –2 $\frac{3}{4}$ " (60–70 mm) backset
- Mortise faceplate with square corners, convertible to drive-in
- Galvanized steel interior mechanism
- Entry models include removable 5-pin cylinder with 2 keys
- Full-lip strike with round corners included

(\*) Firecan kit must be ordered in conjunction with lockset, not available separately. For use on fire labelled, solid wood doors only.

- Keying options available
- Other faceplate options available
- 5" (127 mm) backset latch available

### AVAILABLE FUNCTIONS

- 10 Passage
- 42 Privacy, with auto-release
- 51 Entry
- 1 Single Dummy (surface)
- 2 Single Dummy (thru-bolt)
- 3 Handleset trim\*

(\*) Handleset trim includes lever spring latch



## SELECTION GUIDE

101	51	AT	C15	KD	M	RH	—
SERIES <sup>1</sup>	FUNCTION	STYLE	FINISH	KEYING	LATCH <sup>2</sup>	HAND <sup>3</sup>	OPTION <sup>4</sup>

(1) 100: NO KEYWAY; 101: WEISER; 102: SCHLAGE KEYWAY; OMIT FUNCTION AND USE 100 WHEN ORDERING DUMMY OR TRIM (2) M: MORTISE W: DRIVE-IN (3) ATHENA OR DUMMY APOLLO, INDICATE RH: RIGHT HAND, LH: LEFT HAND (4) -1: DUMMY, SINGLE -2: DUMMY, THRU-BOLT -3: TRIM

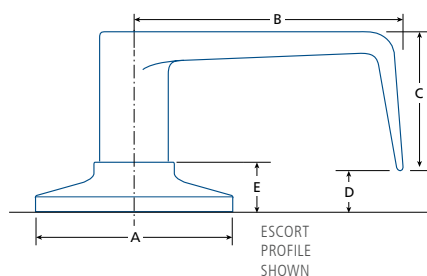


Firecan kit must be ordered in conjunction with lock, not available separately. For fire labelled wood doors ONLY.

Full keying services available – please contact for details.

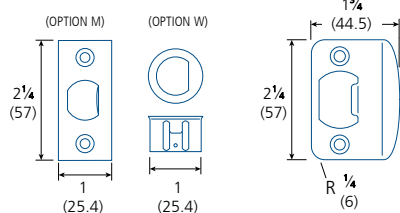
		C10B OIL RUB. BRONZE	C11P ANTIQUÉ BRONZE	C15 SATIN NICKEL	C15A ANTIQUÉ NICKEL	C19 MATTE BLACK	C26D SATIN CHROME	C3 POLISHED BRASS	C32D SATIN S.STEEL	C4 SATIN BRASS	C5 ANTIQUÉ BRASS	V3** POLISHED BRASS	/CASE†
ATHENA (REVERSIBLE)*	AT		•	•	•	•	•						20
APOLLO (REVERSIBLE)*	AP		•	•			•						20
CAMBRIDGE	CB		•	•	•		•						20
ESCORT	ES						•	•					20
HAWTHORNE	HW						•						20
JUNO	JN			•		•	•						20
MANHATTAN	M				•		•	•	•				20

OTHER FINISHES AVAILABLE, MINIMUM ORDER QUANTITIES AND/OR ADDITIONAL DELIVERY TIMES MAY BE REQUIRED – PLEASE CONTACT (\*) RIGHT HAND, FIELD REVERSIBLE. DUMMY LEVERS ARE NOT REVERSIBLE, PLEASE INDICATE HANDING. (\*\*) LIFETIME FINISH WARRANTY (†) DUMMY ARE 20/CASE



ESCORT  
PROFILE  
SHOWN

CONVERTIBLE MORTISE FACEPLATE\*



(\*) Regardless of option ordered, the part required to convert from one option to the other is included.

	A	B	C	D	E
ATHENA AT	2 <sup>9</sup> / <sub>16</sub> (65)	3 <sup>15</sup> / <sub>16</sub> (100)	1 (25)	1 <sup>9</sup> / <sub>16</sub> (40)	1 <sup>9</sup> / <sub>32</sub> (15)
APOLLO AP	2 <sup>9</sup> / <sub>16</sub> (65)	4 <sup>1</sup> / <sub>8</sub> (105)	3 <sup>3</sup> / <sub>4</sub> (20)	1 <sup>3</sup> / <sub>8</sub> (35)	1 <sup>9</sup> / <sub>32</sub> (15)
CAMBRIDGE CB	2 <sup>9</sup> / <sub>16</sub> (65)	3 <sup>15</sup> / <sub>16</sub> (100)	5 <sup>5</sup> / <sub>16</sub> (8)	1 <sup>31</sup> / <sub>32</sub> (50)	1 <sup>9</sup> / <sub>32</sub> (15)
ESCORT ES	2 <sup>9</sup> / <sub>16</sub> (65)	3 <sup>15</sup> / <sub>16</sub> (100)	1 <sup>1</sup> / <sub>2</sub> (38)	1 <sup>15</sup> / <sub>32</sub> (12)	1 <sup>9</sup> / <sub>32</sub> (15)
HAWTHORNE HW	2 <sup>9</sup> / <sub>16</sub> (65)	3 <sup>15</sup> / <sub>16</sub> (100)	3 <sup>3</sup> / <sub>8</sub> (9.5)	1 <sup>31</sup> / <sub>32</sub> (50)	1 <sup>9</sup> / <sub>32</sub> (15)
JUNO JN	2 <sup>9</sup> / <sub>16</sub> (65)	4 <sup>1</sup> / <sub>8</sub> (105)	1 <sup>1</sup> / <sub>16</sub> (18)	1 <sup>9</sup> / <sub>16</sub> (40)	1 <sup>9</sup> / <sub>32</sub> (15)
MANHATTAN M	2 <sup>9</sup> / <sub>16</sub> (65)	3 <sup>15</sup> / <sub>32</sub> (88)	5 <sup>5</sup> / <sub>16</sub> (8)	1 <sup>31</sup> / <sub>32</sub> (50)	1 <sup>9</sup> / <sub>32</sub> (15)

IN (MM)




## Knobs

- Classic, knob styles that can fit into any decor
- Privacy function with auto-release
- Keyed entry function available
- Can be keyed to insert into any key system



BALA  
SATIN NICKEL



EGLINGTON  
ANTIQUÉ NICKEL



- Conforms to ANSI/BHMA Grade 3
- 20 Minute fire-rating when installed with optional listed firecan kit\*
- 25 year mechanical warranty
- 5 year limited finish warranty
- Steel knob and rose
- For doors 1 $\frac{3}{8}$ –1 $\frac{3}{4}$ " (35–44.5 mm) thick
- Fits standard 2 $\frac{1}{8}$ " (54 mm) door preparation with 1" (25.4 mm) edge bore
- Stainless steel spring latch with adjustable backset
- Mortise faceplate with square corners, convertible to drive-in
- Galvanized steel interior mechanism
- Entry models include removable 5-pin cylinder with 2 keys
- Full-lip strike with round corners included

(\*) Firecan kit must be ordered in conjunction with lockset, not available separately. For use on fire labelled, solid wood doors only.

- Keying options available
- Other faceplate options available
- 5" (127 mm) backset latch available

### AVAILABLE FUNCTIONS

- 10 Passage
- 42 Privacy, with auto-release
- 51 Entry
- 1 Single Dummy (surface)
- 2 Single Dummy (thru-bolt)
- 3 Handleset trim



SELECTION GUIDE

101	51	B	C15	KD	M	—
SERIES¹	FUNCTION	STYLE	FINISH	KEYING	LATCH²	OPTION³
(1) 100: NO KEYPWAY 101: WEISER 102: SCHLAGE KEYWAY; OMIT FUNCTION AND USE 100 WHEN ORDERING DUMMY OR TRIM (2) M: MORTISE W: DRIVE-IN (3) -1: DUMMY, SINGLE -2: DUMMY, THRU-BOLT -3: TRIM						

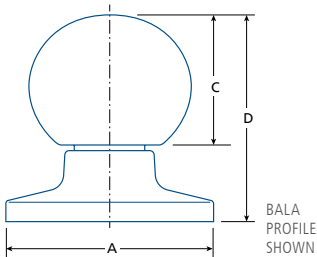


Firecan kit must be ordered in conjunction with lock, not available separately. For fire labelled wood doors ONLY.

Full keying services available – please contact for details

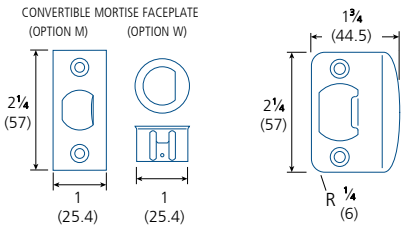
		C10B OIL RUB. BRONZE	C11P ANTIQUE BRONZE	C15 SATIN NICKEL	C15A ANTIQUE NICKEL	C19 MATTE BLACK	C26 POLISHED CHROME	C26D SATIN CHROME	C3 POLISHED BRASS	C32D SATIN S.STEEL	C4 SATIN BRASS	C5 ANTIQUE BRASS	53 ANT. / POL. BRASS	/CASE
BALA	B			•	•	•			•	•		•	•	20
EGLINGTON	EG			•	•	•		•						20

OTHER FINISHES AVAILABLE, MINIMUM ORDER QUANTITIES AND/OR ADDITIONAL DELIVERY TIMES MAY BE REQUIRED – PLEASE CONTACT



	A	B	C	D
BALA B	2 <span>9</span> / <span>16</span> (65)	2 (51)	1 <span>1</span> / <span>16</span> (40)	2 <span>1</span> / <span>2</span> (63.5)
EGLINGTON EG	2 <span>9</span> / <span>16</span> (65)	1 <span>3</span> / <span>8</span> (60)	1 <span>1</span> / <span>16</span> (40)	2 <span>1</span> / <span>2</span> (63.5)

IN (MM)



(\*) Regardless of option ordered, the part required to convert from one option to the other is included.



## Entry Handlesets


- Reliable, quality classic entry handlesets for residential homes
- Non-handed
- Includes Bala interior knob
- Interior knob can be swapped with any other Signature lever or knob<sup>1</sup>
- Can be keyed to insert into any key system
- Can accommodate CX5 High Security cylinders for enhanced security

(1) Availability may vary, please contact your local Dorex representative.

- Conforms to ANSI/BHMA Grade 3
- 20 Minute fire-rating when installed with optional listed firecan kits\*
- 25 year mechanical warranty
- 5 year limited finish warranty
- Non-handed, zinc die-cast exterior trim
- For doors 1 $\frac{3}{8}$ –2 $\frac{1}{4}$ " (44.5–57 mm) thick
- Fits standard 2 $\frac{1}{8}$ " (54 mm) door preparation with 1" (25.4 mm) edge bore
- Stainless steel tubular spring latch with adjustable 2 $\frac{3}{8}$ –2 $\frac{3}{4}$ " (60–70 mm) backset
- Brass 1" (25.4 mm) deadbolt latch with hardened steel security pin and adjustable 2 $\frac{3}{8}$ –2 $\frac{3}{4}$ " (60–70 mm) backset
- 4-way mortise faceplate with square corners, convertible to drive-in
- Galvanized steel interior mechanism
- Removable 5-pin brass cylinder in steel housing with 2 keys
- Full-lip strike and security strike for wood door frames (round corners) included


(\*) Firecan kits must be ordered in conjunction with handleset, not available separately. For use on fire labelled, solid wood doors only.

### AVAILABLE FUNCTIONS


- Entry 
- Dummy – available



CAPRI  
SATIN NICKEL



MAYFAIR  
MATTE BLACK



IMPERIAL  
ANTIQUE NICKEL



BIARRITZ  
ANTIQUE BRASS



SELECTION GUIDE

401	BI	B	C15	KD	W	—
SERIES¹	STYLE	TRIM	FINISH	KEYING	LATCH	OPTION²
(1) 400: NO KEYWAY 401: WEISER 402: SCHLAGE KEYWAY USE 400 WHEN ORDERING DUMMY						
(2) DUM: DUMMY						



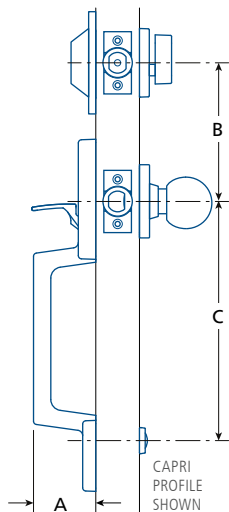
Fire-cans (2) must be ordered in conjunction with lock, not available separately. For fire labelled wood doors ONLY.

GATE LATCH AVAILABLE, must be ordered in conjunction with handleset – please contact for details.

Full keying services available – please contact for details

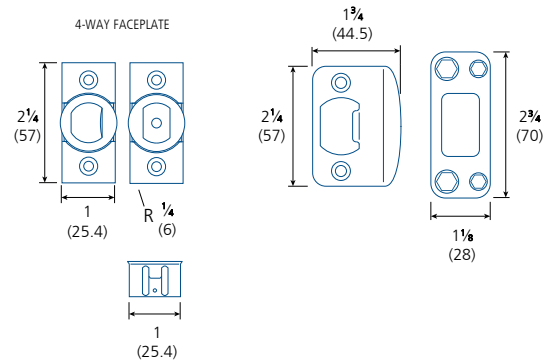
		C10B	C11P	C15	C15A	C19	C26	C26D	C3	C32D	C4	C5	V3*	/CASE
		OIL RUB.	ANTIQUE	SATIN	ANTIQUE	MATTE	POLISHED	SATIN	POLISHED	SATIN	SATIN	ANTIQUE	POLISHED	
		BRONZE	BRONZE	NICKEL	NICKEL	BLACK	CHROME	CHROME	BRASS	S.S. STEEL	BRASS	BRASS	BRASS	
BIARRITZ	BI													6
CAPRI	CA													6
IMPERIAL	IM													6
MAYFAIR	MA													6

OTHER FINISHES AVAILABLE, MINIMUM ORDER QUANTITIES AND/OR ADDITIONAL DELIVERY TIMES MAY BE REQUIRED – PLEASE CONTACT (\*) LIFETIME FINISH WARRANTY



	A	B*	C
BIARRITZ	2 3⁄8	5	8 13⁄32
BI	(60)	(127)	(214)
CAPRI	2 5⁄32	5	8 13⁄32
CA	(55)	(127)	(214)
IMPERIAL	2 9⁄16	5	8 13⁄32
IM	(65)	(127)	(214)
MAYFAIR	2 7⁄16	5	8 13⁄32
MA	(62)	(127)	(214)

IN (MM) (\*) RECOMMENDED DISTANCE





## Deadbolt Locks

- ANSI/BHMA Grade 3 Security, excellent for suite entry doors and offices
- Concealed mounting screws
- Can be keyed to insert into any key system
- Can accommodate CX5 High Security cylinders for enhanced security



- Conforms to ANSI/BHMA Grade 3
- 20 Minute fire-rating when installed with optional listed fire kit\*
- 25 year mechanical warranty
- 5 year limited finish warranty

- For doors 1 $\frac{3}{8}$ –1 $\frac{3}{4}$ " (35–44.5 mm) thick
- Extension kit for 2 $\frac{1}{4}$ " (57 mm) thick doors available (#TLA85052)
- Fits standard 2 $\frac{1}{8}$ " (54 mm) door preparation with 1" (25.4 mm) edge bore
- Steel or brass 1" (25.4 mm) deadbolt latch with hardened steel security pin and adjustable 2 $\frac{3}{8}$ –2 $\frac{3}{4}$ " (60–70 mm) backset
- Mortise faceplate with square corners, convertible to drive-in
- Galvanized steel interior mechanism
- Removable brass cylinder in steel housing with 2 keys
- Rotating exterior collar for enhanced protection against physical attack
- Security strikes for wood and steel frames included

(\*) Firecan kit must be ordered in conjunction with lockset, not available separately. For use on fire labelled, solid wood doors only.

- Other faceplate options available

### AVAILABLE FUNCTIONS

- 51 Single cylinder with thumb-turn ➡
- 55 One-side, thumb-turn only
- 57 Thumb-turn with exterior plate
- 60 Double cylinder ➡



200 SERIES  
SATIN NICKEL  
SINGLE CYLINDER




OPTIONAL  
EXTENSION  
PLATE

200 SERIES  
SATIN NICKEL  
THUMB-TURN ONLY



200 SERIES  
SATIN STAINLESS STEEL  
DOUBLE CYLINDER



## SELECTION GUIDE

201	51	C15	KD	M
SERIES <sup>1</sup>	FUNCTION	FINISH	KEYING <sup>2</sup>	LATCH <sup>3</sup>

(1) **200**: NO KEYWAY **201**: WEISER 5-PIN **202**: SCHLAGE KEYWAY 6-PIN USE 200 WHEN ORDERING FUNCTIONS 55 OR 57 (2) **KA**: KEYED ALIKE **KD**: KEYED DIFFERENT (3) **M**: CONVERTIBLE MORTISE **FM**: FIRE-RATED, FIXED MORTISE (SQ CORNER)

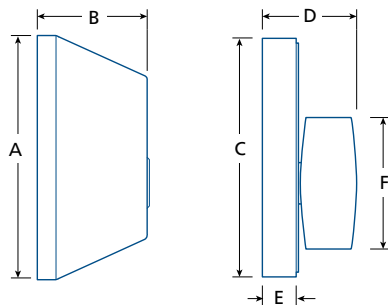


Firecan kit must be ordered in conjunction with deadbolt, not available separately. For fire labelled wood doors **ONLY**.

Full keying services available – please contact for details

	C10B OIL RUB. BRONZE	C11P ANTIQUE BRONZE	C15 SATIN NICKEL	C15A ANTIQUE NICKEL	C19 MATTE BLACK	C26 POLISHED CHROME	C26D SATIN CHROME	C32D SATIN S.STEEL	C3 POLISHED BRASS	C4 SATIN BRASS	C5 ANTIQUE BRASS	C53 ANT. / POL. BRASS	V3* POLISHED BRASS	/CASE
<b>200 SERIES</b>	•	•	•	•	•	•	•	•	•	•	•	•	•	24

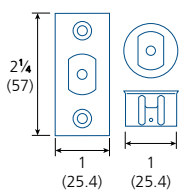
OTHER FINISHES AVAILABLE, MINIMUM ORDER QUANTITIES AND/OR ADDITIONAL DELIVERY TIMES MAY BE REQUIRED – PLEASE CONTACT (\*) LIFETIME FINISH WARRANTY



	A	B	C	D	E	F
<b>200 SERIES</b>	Ø 2 9/16 (65)	1 1/8 (29)	Ø 2 1/2 (63)	1 (25.4)	3/8 (9)	1 3/8 (35)

IN (MM)

CONVERTIBLE MORTISE FACEPLATE  
(OPTION M)



SECURITY STRIKES  
(WOOD / METAL)

